

TEST REPORT

SQM_410_2025

CUSTOMER

Kebe S.A.

PRODUCT NAME

ORTHOBLOCK MK250

TYPE OF PRODUCT

Masonry unit

TYPE OF TEST

**DETERMINATION OF THE DRY THERMAL CONDUCTIVITY VALUES OF THE UNIT (EN ISO 6946)
AND OF THE MASONRY MADE WITH IT**

Ordering Kebe S.A.

Product placed on the market from Kebe S.A. - 61100 Nea Santa - Kilkis - GREECE

Data related to the sample examined Masonry unit

Sample origin sampled and provided from the Customer

Manufacturing plant Kebe S.A. - 61100 Nea Santa - Kilkis - GREECE

Estimate prot. 25349/lab of 06/04/2025

Order confirmation email of 06/04/2025

Receipt of the samples June 2025

Test execution June 2025

Laboratory and location of test execution Certimac - via Ravegnana, 186 - Faenza (RA)

Report issued 16/06/2025

Revision n° 01 of 20/06/2025

Test executed by: Eng. S. Marianini

Report drafted by: Eng. S. Marianini

Approval: Technical director Eng. L. Laghi

This document consists of n. 6 pages and cannot be reproduced partially, extrapolating parts of interest at the discretion of the customer, with the risk of favoring an incorrect interpretation of the results, except as defined in the contract. The original of this test report consists of a digitally signed electronic document in accordance with the applicable Italian legislation. Information provided by the Committee. The Laboratory declines all responsibility with respect to the nature of such information. Sampling was done by the customer. The results are verified with the sample as received.

*This test report is part of a file in PDF format
digitally signed by Luca Laghi*

Chief Technical Officer
(Eng. Luca Laghi)



1. Object of the test

The following test report describes the determination of the equivalent thermal values of a masonry brick. The calculations were performed by means of a Finite Element Model implemented in Ansys 18.2 (Ref. 2-b), applied to a planar cross section (unit length), perpendicular to the holes axis and parallel to the thermal flux.

2. Reference standards and documents

The tests have been executed according to the methods defined in the following documentations and reference standards:

- EN 1745:2012. Masonry and masonry products – Methods for determining thermal properties.
- CertiMaC calibration report 040219-C-17/Rev01. Calibration of a two-dimensional model for the calculation of the equivalent thermal conductivity of a masonry unit.
- EN 6946:2008. Building components and building elements – Thermal resistance and thermal transmittance – Calculation method.

3. Input data

The technical drawing of the block and the thermal conductivity of fired clay were supplied by the client (Figure 1). All input data used for the calculation are shown in Table 1.

Figure 1. Geometry of the block

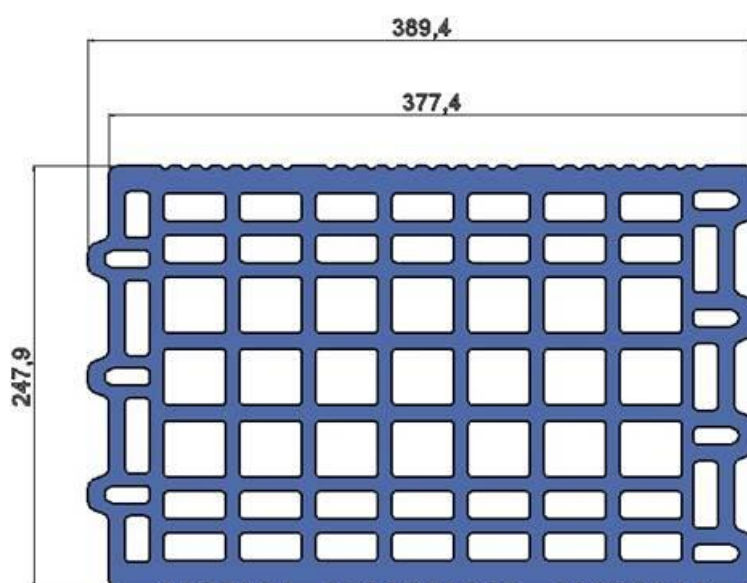
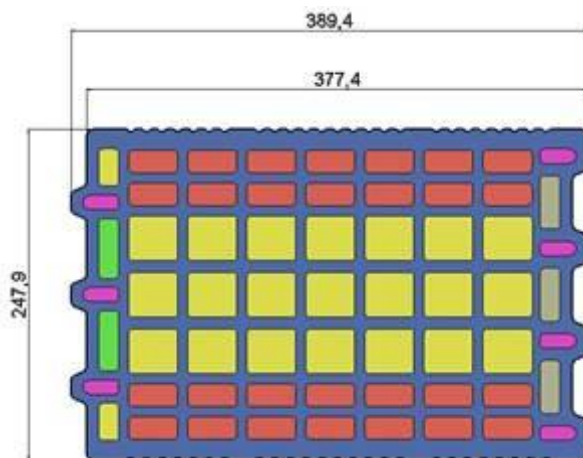


Table 1. Input data

Physical quantity	Nominal value	Ref.
Internal temperature T_i	20 °C = 293.15 K	Ref. 2-a and 2-c
External temperature T_e	0 °C = 273.15 K	Ref. 2-a and 2-c
Internal superficial resistance R_{si}	0.13 m ² K/W	Ref. 2-a and 2-c
External superficial resistance R_{se}	0.04 m ² K/W	Ref. 2-a and 2-c
Material thermal conductivity $\lambda_{10,dry,mat}$	0.395 W/mK	Provided by the Customer
Brick dimensions	380 x 250 x 240 mm	Provided by the Customer

Equivalent thermal conductivity values of air voids were determined according to the methodology outlined in Ref. 2-a and 2-c., approximating convective and radiative heat transfer inside the void (Figure 2).

Figure 2. Cross section of the block and air voids



4. Results

Table 2 shows the results of the Finite Elements Analysis; Figures 3 and 4 graphically show the distribution of the isotherms and the vector state of the heat flow.

Table 2. FEM results

Heat flow [W/m]	Thermal coupling coefficient L^{2D} [W/mK]	Thermal transmittance U [W/m ² K]	Total thermal resistance R_T [m ² K/W]	True thermal resistance of the masonry unit R_t [m ² K/W]	Equivalent thermal conductivity $\lambda_{10,dry,unit}$ [W/mK]
5.49835	0.2749	0.7285	1.3728	1.2028	0.2061

Figure 3. Distribution of isotherms in the block [°C]

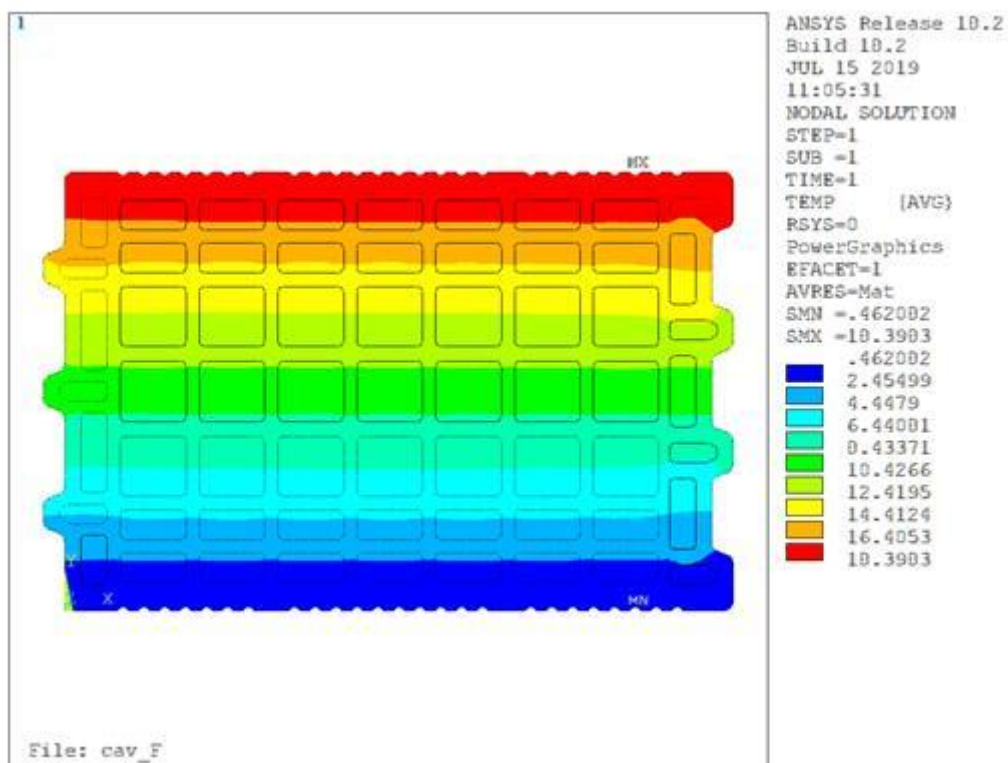
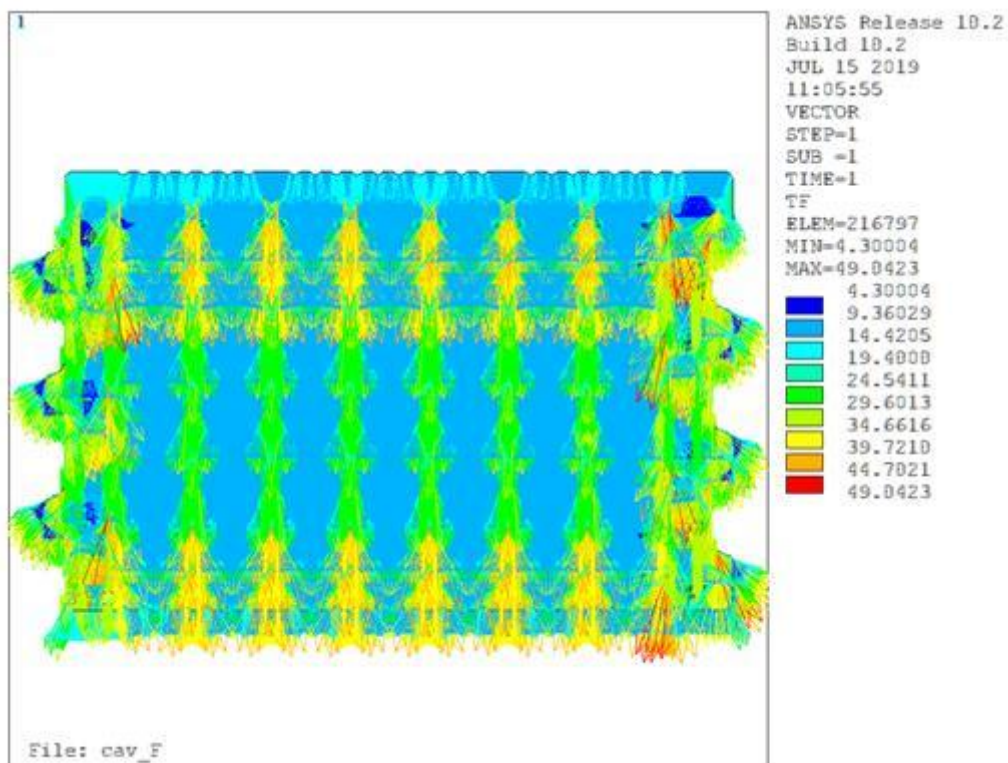


Figure 4. Average heat flow vectors [W/m²]



4. Determination of thermal values of the masonry

To conduct a comprehensive assessment of the thermal performance of the masonry, only the horizontal mortar joints were taken into account, without plaster layers. Given the interlocking geometry of the blocks, the vertical joints were not considered in the analysis, as they do not contribute significantly to the overall thermal behavior. In order to ensure a thorough evaluation, the thermal properties of the masonry were analyzed by studying the configuration as detailed in Table 3. Table 3. The adopted mortar properties refer to the product “**ORTHOBLOCK BOND**”, drawing on thermophysical data made available by the Client.

Table 3. Masonry configurations

Masonry	Description		
1	Horizontal mortar joints	Thickness = 3 mm $\lambda_{\text{mortar}} = 0.61 \text{ W/mK}$	Provided by the Costumer
	Internal plaster	Not present	Provided by the Costumer
	External plaster	Not present	Provided by the Costumer

Table 4 shows the thermal values of the masonry, in the configuration described above.

Table 4. Results of the calculation for the masonry no. 1

Physical quantity	Result
True thermal resistance of the masonry $R_t \text{ [m}^2\text{K/W]}$	1.1673
Equivalent thermal conductivity $\lambda_{\text{dry,masonry}} \text{ [W/mK]}$	0.2124
Total thermal resistance $R_T \text{ [m}^2\text{K/W]}$	1.3373
Thermal transmittance $U \text{ [W/m}^2\text{K]}$	0.7478

SUMMARY TABLE OF RESULTS

The tests previously described gave the following results:

Product	Equivalent thermal conductivity $\lambda_{\text{dry,masonry}}$ [W/mK]	Thermal transmittance U [W/m ² K]
Orthoblock MK250	0.2061	0.7285
Masonry no. 1	0.2124	0.7478

5. List of distribution

ENEA	Archivio	1 copia
Certimac	Archivio	1 copia
Kebe S.A.	Archivio	1 copia

In charged of technical test execution	In charged of technical report drafting	Technical director Approval
Eng. Sebastiano Marianini	Eng. Sebastiano Marianini	Ing. Luca Laghi
		

This document is the exclusive property of Certimac and may not be reproduced or disclosed in any form and by any means, either wholly or partially, without having previously obtained the written permission of Certimac.

----- End of the Test Report -----